

UCLA's National Team Champions

1997

After being voted the pre-season No. 1, UCLA watched as Georgia assumed the role of favorites during the regular season. But when it counted the most, the Bruins proved they were worthy of their early ranking by winning the NCAA Championship.

Before UCLA even began its competition at the Super Six Team Finals, the door had opened. As the Bruins were taking a first-rotation bye, Georgia was stumbling on beam, counting two falls to essentially take the Gym Dogs out of the running. The pressure then shifted to the Bruins, who would follow on the dreaded beam.

But the Bruins were undaunted by the pressure. Leadoff competitor Susie Erickson hit a career-high 9.85 to start the ball rolling. A fall in the third position put a scare into the Bruins, but they rallied to hit their routines - Leah Homma for a 9.8, Luisa Portocarrero for a 9.825, and Stella Umeh with a spectacular 9.925 - to take themselves safely past the most nerve-racking event in the competition with a score of 49.2.

UCLA entered its third event, vault, in third place behind Michigan and Arizona State. The Bruins improved their position with strong vaulting and moved into a

tie with Michigan with one rotation remaining - UCLA on bars and Michigan on floor.

With Michigan faltering on floor, the Bruins needed a 49.25 to surpass ASU for the championship. Deborah Mink started with a 9.825. Kiralee Hayashi followed with a 9.85. Lena Degteva nailed a 9.875, and Umeh followed with a 9.925. Freshman Heidi Moneymaker needed just a 9.775 to clinch the championship and scored that and more with a 9.925. Homma's 9.95 to close the competition punctuated the evening for the Bruins, who totaled a season-high 197.15, three-tenths better than ASU. The cham-



The 1997 Bruins (clockwise, l-r) - Susie Erickson, Carmen Tausend, Lena Degteva, Heidi Moneymaker, Deborah Mink, Amy Smith, Lisa Hiley, Kiralee Hayashi, Leah Homma, Luisa Portocarrero, Stella Umeh, Andrea Fong.

pionship was the first ever for UCLA and the first for any school outside of Utah, Georgia or Alabama.

2000

It was a dream season for the 2000 UCLA Gymnastics Team. The Bruins started the season strong with school-record performances in the beginning of the year, and ended the season unstoppable as Pac-10, Regional and NCAA Champions.

UCLA's national championship run began in earnest at the NCAA Regional meet. After impressive performances on floor (49.55), vault (49.5) and bars (49.4), UCLA had already reached 148+ with just beam to go and looked well on its way to another regional championship in a runaway. It wasn't quite a runaway, as three Bruin falls on the beam made it interesting, but UCLA's lead was so large that it didn't matter. The

Bruins placed first with a score of 197.025, .85 better than second-place Oregon State.

At the team preliminaries of the NCAA Championship, the Bruins were able to get back on their No. 1 nemesis right away, starting on the balance beam. UCLA conquered its demons, with all six gymnasts hitting their routines to give UCLA a 49.05 first-rotation score. From there, the Bruins cruised and ended up hitting 24 for 24 routines to take first place and easily qualify for the Super Six Team Finals.

UCLA received another unfavorable draw for the Super Six, starting on floor and ending on a bye after beam. But this time, the Bruins drew upon their experience at their Regional meet and performed like champions, taking the lead early and never relinquishing it.

The Bruins set the tone right away, scoring a 49.375 on floor behind a leadoff score of 9.85 from Malia Jones and a pair of 9.9s from Mohini Bhardwaj and Heidi Moneymaker. In first place after rotation one, the Bruins then moved to vault, where they scored four 9.9s (Kristin Parker, Lena Degteva, Bhardwaj

and Moneymaker) to account for a 49.45 and a seven-tenths lead.

While the Bruins were on a bye in rotation three, Alabama closed to within four-tenths, and Nebraska pulled to within .425. Each subsequent Bruin routine would be critical. On bars, a 9.9 from Degteva and a 9.95 from Bhardwaj brought the Bruins a solid 49.35 score and kept their lead at seven-tenths ahead of Utah, but with the beam remaining.

As the leadoff performer, freshman Doni Thompson gave the Bruins just what they needed - a career-high 9.8. Parker followed with a 9.775, Jones recorded a 9.75, and Moneymaker provided a 9.85. After Degteva dismounted with a 9.825, UCLA knew it had done all it could do to win the title. Bhardwaj capped the meet with a 9.875 and gave UCLA a second consecutive 24 for 24 performance.

The Bruins spent the final rotation on a bye in the locker room and waited as the other schools tried to overtake their 197.3 final score. The closest competitors needed more than 49.725 (9.945 average) to tie. None of the teams came close, and UCLA won its second national title.

UCLA continued its winning ways at the Individual Event Finals, as Bhardwaj won the uneven bars title, and Degteva won the balance beam crown.



The 2000 Bruins (clockwise, l-r) - Carly Raab, Stephanie Johnson, Doni Thompson, Valerie Velasco, Onnie Willis, Malia Jones, Alison Stoner, Lindsey Dong, Mohini Bhardwaj, Lena Degteva, Kristin Parker, Amy Young, Heidi Moneymaker.

UCLA's National Team Champions

2001

The expectations for the 2001 Bruins were sky-high. After all, the Bruins were the defending NCAA Champions and had what was generally considered the most talented team in the history of collegiate gymnastics. But it took more than just talent for UCLA to reach the top of the podium at the NCAA Championships. A strong team commitment, team chemistry, depth, resiliency and a lot of heart brought the Bruins their second consecutive national title.

The quest to repeat started off strongly after a 24-for-24 performance during the preliminary session. UCLA placed first in the afternoon session with a score of 197.625 to advance to the Super Six. Onnie Willis ended the afternoon as the all-around co-leader and saw her score stand during the evening session, making her UCLA's first-ever NCAA all-around champion.

With day one of the Championships over with, the Bruins went into the team finals wearing shirts that read "Win With Our Hearts", and they proceeded to do just that.

The Bruins showed their heart early in the competition. During the first rotation, a fall from the first competitor put the pressure on early, but the team responded with three consecutive scores of 9.9+ to end the floor rotation with a .275 lead over Georgia.

The Bruins increased their lead on vault to .35 after totaling 49.45, thanks to three scores of 9.9 or higher.

The lead evaporated to just one-tenth of a point when two of UCLA's final three competitors on bars made costly errors, and with the Bruins' final rotation being the dreaded balance beam, UCLA had to be flawless. And they were.

As home team Georgia scored a 49.5 on vault, the Bruins matched them score for score. In the lead-off position, Doni Thompson put the winning wheels in motion by starting the set with a career-high 9.9. A fall from UCLA's second competitor put the pressure on, but the Bruins responded and almost fed off the pressure.

Tousek followed with a career-high 9.95, Willis tied her career-high with a 9.9, and Maloney scored a 9.925 to set the stage for Bhardwaj. In familiar territory after having clinched the dual meet win against Georgia at home, Bhardwaj responded with a 9.9, well above the 9.75 she needed to move ahead of Georgia. The Bruins



The 2001 Bruins (clockwise, l-r) - Mohini Bhardwaj, Malia Jones, Stephanie Johnson, Jamie Dantzscher, Jamie Williams, Doni Thompson, Kristin Parker, Carly Raab, Valerie Velasco, Kristen Maloney, Yvonne Tousek, Jeanette Antolin, Onnie Willis, Lindsey Dong.

finished with a beam total of 49.575, the second-highest beam mark in school history, and an overall team total of 197.575, .175 ahead of Georgia.

In addition to the team and all-around titles, Tousek won the uneven bars title, and Bhardwaj capped her career by winning the floor exercise championship.

2003

A year after a disappointing third-place finish at the NCAA Championships, UCLA reclaimed its status as the top program in the nation, winning the NCAA title for the third time in four years.

UCLA entered the NCAA Championships in Lincoln, Neb. as the favorite and got through stage one of the Championships by placing first at the preliminaries with a score of 196.95. The Bruins did have to count

a fall on beam, leaving definite room for improvement in team finals.

The Bruins were a resilient bunch in team finals. On three of the four events, UCLA had an early fall but never let it faze them, stepping up under pressure to throw out that low score.

Competing in the favored Olympic order, UCLA's night got off to a slow start when the first vaulter fell. However, the rest of the team raised their game a notch

and reeled off five straight dynamic vaults to close the set with a team total of 49.35.

UCLA suffered another fall on bars in its next rotation, but again, three straight scores of 9.9 or higher to close the set negated the fall and put the Bruins ahead by two-tenths after two events.

On beam, where UCLA had suffered two falls in prelims, Bruin head coach Valorie Kondos Field employed a brilliant strategic move, putting in the extremely consistent Onnie Willis as the leadoff competitor. In her first ever leadoff performance, Willis was not only steady but spectacular, scoring a 9.925 to set the table perfectly for her teammates. UCLA reeled off scores of 9.9, 9.825, 9.85, 9.95 and 9.9 to earn a final team score of 49.525 and a .475 lead over second-place Georgia.

Heading into the final rotation, UCLA held a three-tenths lead over Alabama and needed to score 48.85 on floor to overtake Georgia. Jeanette Antolin led off with a 9.85, and seniors Kristin Parker and Malia Jones capped off their careers with a 9.875 and 9.9, respectively. A fall by Kate Richardson put some pressure on the Bruins, but with Willis and Jamie Dantzscher on deck, there was little doubt they would respond like champions. Willis earned a 9.9, and Dantzscher clinched the victory by scoring a near-perfect 9.975, which gave UCLA a final total of 197.825, .55 higher than second-place Alabama.

Richardson and Dantzscher shared the uneven bars title at the Individual Event Finals, and Richardson took home the balance beam crown.



The 2003 Bruins (back row, l-r) - Yvonne Tousek, Alyssa Beckerman, Jamie Williams, Carly Raab, Onnie Willis, Doni Thompson, Holly Murdock, Trishna Patel. (middle row, l-r) - Malia Jones, Kristin Parker, Jamie Dantzscher, Kristen Maloney, Christy Erickson. (front row, l-r) - Kate Richardson, Christie Tedmon, Jeanette Antolin.

UCLA's National Team Champions

2004


As hosts of the NCAA Championships, the Bruins were looking for their fifth title but first on their home turf. The "Drive for Five" started in the preliminary session.

Typical of most of UCLA's past championship years, the Bruins started the meet with a fall on their first routine on vault. But in true UCLA fashion, the Bruins picked themselves up and followed through with stellar performances to discount the low score. UCLA pulled away on uneven bars, scoring a 49.65 after counting five scores of 9.875 or higher, including a 9.975 from Jamie Dantzcher, and finished the session in first place with a score of 197.675.

The Bruins started the Super Six Team Finals on floor, a less than desirable rotation order. For UCLA, however, that rotation order had seen them through NCAA titles in 2000 and 2001. The order proved to be good luck for the Bruins again, and they exceeded all expectations with a stunning record-breaking performance to keep the trophy in Westwood.

After an inconsistent regular season and a relatively shaky start to the post-season with a second-place showing at the Pac-10 Championships and a rocky final rotation at the Regionals, the Bruins picked the best time of the year to put in a near-perfect performance. They hit 24-for-24 routines, with 15 scores of 9.9 or higher and an NCAA Super Six record 198.125 final score.

UCLA started the meet with a 49.525 on floor to take a slight .75 lead over Georgia and extended the lead to .225 after scoring a 49.525 on vault for a two-round total of 99.1. The Bruins pounded out a 49.425 on bars for a three-round total of 148.525. Georgia kept the pressure on, staying .525 behind.



The 2004 Bruins (back row, l-r) - Aimee Walker, Ashley Peckett, Holly Murdock, Ashley Martin, Michelle Selesky. (middle row, l-r) - Jamie Williams, Christie Tedmon, Lori Winn, Kisha Auld, Jennifer Sutton, Kate Richardson, Courtney Walker. (front row, l-r) - Trishna Patel, Yvonne Tousek, Kristen Maloney, Jamie Dantzcher, Jeanette Antolin, Christy Erickson.

With the unenviable position of finishing the meet on a bye, the Bruins knew they had to score high on beam in rotation five before heading into the locker room. They did that and more, tallying a meet-high 49.6 and leaving it mathematically impossible for anyone to top their 198.125. Freshman Lori Winn kicked things off with a 9.875, and the Bruins never looked back. Christie Tedmon scored a 9.85, Jeanette Antolin and Kate Richardson stepped up with 9.95s, Yvonne Tousek scored a 9.9, and Kristen Maloney slammed the door shut with a 9.925.

"This championship is especially special," said UCLA head coach Valorie Kondos Field. "First of all, it wasn't easy this year. We had to come out and work hard all season."

"We may have lost meets early on, but we put our egos aside. We trained hard, and we eventually came out on top."

BRUIN VARSITY CLUB

MISSION STATEMENT

The mission of the Bruin Varsity Club is to sustain, encourage and support the growth and tradition of UCLA Intercollegiate Athletics.

The Bruin Varsity Club serves to bridge the gap between UCLA varsity sports various generations of athletes and their geographical location.

Through the common bond of athletics and Bruin pride, the Bruin Varsity Club will promote and develop the ongoing relationship between all former UCLA varsity letterwinners and the existing UCLA Athletic program.

The Bruin Varsity Club embraces the University's primary goal of academic excellence, while acknowledging and honoring its members as an integral part of the most successful athletic program in the history of college sports.

In order to qualify for the Bruin Varsity Club you must be a UCLA athlete who has participated and received at least one varsity letter in an intercollegiate varsity sport from UCLA

****For more information please contact the Bruin Varsity Club director at 310-206-4458 or via email at ahall@athletics.ucla.edu****

BRUIN
Ucla
VARSITY
CLUB

BRUIN
Ucla
VARSITY
CLUB

UCLA's Individual National Champions

UCLA has captured 34 national individual titles since 1980, including 19 in the last 10 years.

Bruin gymnasts have not only won national titles, but many have done it in record fashion. Sharon Shapiro won UCLA's first-ever national title and made history at the 1980 AIAW Championships by becoming the first collegiate woman to sweep all four events and the all-around. No gymnast has duplicated that feat since.

Kim Hamilton became UCLA's first-ever NCAA champion when she took home the floor exercise crown, the first of an unprecedented three consecutive from 1987-1989.

In 1998, Heidi Moneymaker became UCLA's first-ever NCAA bars champion, and in 2001, Onnie Willis was crowned all-around champion, the first for a Bruin at the NCAA Championships. Jamie Dantzscher in 2002 won three titles, becoming the first gymnast in seven years to win as many in one season.




Sharon Shapiro
1980 Vault, Bars, Beam, Floor, All-Around (AIAW)
1981 Vault, All-Around (AIAW)



Diane Dovas
1981 Bars (AIAW)



Kim Hamilton
1987, 1988, 1989 Floor
1989 Vault




Jill Andrews
1988 Vault, 1989 Beam

UCLA's Individual National Champions


1980	Sharon Shapiro	AA V UB BB FX
1981	Sharon Shapiro	AA V
	Diane Dovas	UB
1987	Kim Hamilton	FX
1988	Jill Andrews	V
	Kim Hamilton	FX
1989	Kim Hamilton	V FX BB
	Jill Andrews	BB
1995	Stella Umeh	FX
1998	Heidi Moneymaker	UB
	Stella Umeh	FX
1999	Heidi Moneymaker	V
	Kiralee Hayashi	BB
2000	Mohini Bhardwaj	UB
	Lena Degteva	BB
2001	Onnie Willis	AA
	Yvonne Tousek	UB
	Mohini Bhardwaj	FX
2002	Jamie Dantzscher	AA V FX
2003	Jamie Dantzscher	UB
	Kate Richardson	UB BB
2005	Tasha Schwikert	AA
	Kristen Maloney	V
2006	Kate Richardson	BB FX



Stella Umeh
1995, 1998 Floor



Heidi Moneymaker
1998 Bars, 1999 Vault



Kiralee Hayashi
1999 Beam


UCLA's Individual National Champions




Lena Degteva
2000 Beam




Mohini Bhardwaj
2000 Bars, 2001 Floor



Onnie Willis
2001 All-Around



Yvonne Tousek
2001 Bars




Jamie Dantzscher
2002 All-Around, Vault, Floor 2003
Bars



Kate Richardson
2003 Bars, Beam
2006 Floor



Tasha Schwikert
2005 All-Around



Kristen Maloney
2005 Vault, Beam

UCLA at the NCAA Championships

2007 at Salt Lake City, UT

Team Standings

1.	Georgia	197.850
2.	Utah	197.250
3.	Florida	197.225
4.	UCLA	196.925
5.	Stanford	196.825
6.	Nebraska	195.975

Individual Events

4t.	Anna Li (AA)	39.400
2t.	Tasha Schwikert (UB)	9.9125
9.	Anna Li (BB)	9.7875

2006 at Corvallis, OR

Team Standings

1.	Georgia	197.750
2.	Utah	196.800
3.	Alabama	196.725
4.	Florida	196.275
5.	Nebraska	196.175
6.	Iowa State	194.725

Individual Events

6.	Kristina Comfote (AA)	39.400
2.	Kristina Comfote (V)	9.9000
3.	Kate Richardson (V)	9.8313
1.	Kate Richardson (FX)	9.9500

2005 at Auburn, AL

Team Standings

1.	Georgia	197.825
2.	Alabama	197.400
3.	Utah	197.275
4.	UCLA	197.150
5.	Michigan	196.575
6.	Nebraska	196.425

Individual Events

1.	Tasha Schwikert (AA)	39.725
2.	Kristen Maloney (AA)	39.625
1.	Kristen Maloney (V)	9.9375
3t.	Tasha Schwikert (UB)	9.8875
1.	Kristen Maloney (BB)	9.9375
4.	Kate Richardson (BB)	9.9000
5t.	Tasha Schwikert (BB)	9.8625
11.	Kristen Maloney (FX)	9.7625
12.	Kate Richardson (FX)	9.3375

2004 at Los Angeles, CA

Team Standings

1.	UCLA	198.125
2.	Georgia	197.200
3t.	Alabama	197.125
3t.	Stanford	197.125
5.	Florida	196.800
6.	Utah	195.775

Individual Events

2t.	Jeanette Antolin (AA)	39.600
4t.	Kate Richardson (AA)	39.575
8t.	Kristen Maloney (AA)	39.525
9.	Kate Richardson (V)	9.5875
2.	Kristen Maloney (UB)	9.9375
3.	Kate Richardson (UB)	9.900
4t.	Jeanette Antolin (UB)	9.8875
12.	Jamie Dantzscher (UB)	9.7375
5.	Yvonne Tousek (BB)	9.875
3t.	Jeanette Antolin (FX)	9.900

2003 at Lincoln, NE

Team Standings

1.	UCLA	197.825
2.	Alabama	197.275
3.	Georgia	197.150
4.	Nebraska	197.125
5.	Michigan	196.050
6.	Utah	195.300

Individual Events

2.	Jamie Dantzscher (AA)	39.650
3.	Kate Richardson (AA)	39.525
2.	Jamie Dantzscher (V)	9.925
5.	Jeanette Antolin (V)	9.8815
7.	Onnie Willis (V)	9.8435
1t.	Jamie Dantzscher (UB)	9.900
1t.	Kate Richardson (UB)	9.900
4t.	Yvonne Tousek (UB)	9.850
4t.	Jeanette Antolin (UB)	9.850
1.	Kate Richardson (BB)	9.938
2.	Jamie Dantzscher (FX)	9.938
5t.	Kate Richardson (FX)	9.887
8.	Onnie Willis (FX)	9.863

2002 at Tuscaloosa, AL

Team Standings

1.	Alabama	197.575
2.	Georgia	197.250
3.	UCLA	197.150
4.	Utah	196.950
5.	Nebraska	196.425
6.	Stanford	196.025

Individual Events

1.	Jamie Dantzscher (AA)	39.675
8t.	Onnie Willis (AA)	39.425
1.	Jamie Dantzscher (V)	9.9565
2.	Doni Thompson (UB)	9.912
3.	Onnie Willis (UB)	9.900
5t.	Yvonne Tousek (UB)	9.863
5t.	Jamie Dantzscher (UB)	9.863
7t.	Alyssa Beckerman (BB)	9.825
13.	Jamie Dantzscher (BB)	9.425
1t.	Jamie Dantzscher (FX)	9.950
6t.	Onnie Willis (FX)	9.900

2001 at Athens, GA

Team Standings

1.	UCLA	197.575
2.	Georgia	197.400
3.	Michigan	197.275
4.	Alabama	196.550
5.	Nebraska	196.025
6.	Utah	195.950

Individual Events

1t.	Onnie Willis (AA)	39.525
3t.	Mohini Bhardwaj (AA)	39.475
3t.	Yvonne Tousek (AA)	39.475
4.	Kristin Parker (V)	9.83125
1.	Yvonne Tousek (UB)	9.938
2.	Onnie Willis (UB)	9.912
5.	Mohini Bhardwaj (UB)	9.887
6t.	Doni Thompson (UB)	9.850
3t.	Kristen Maloney (BB)	9.900
10.	Yvonne Tousek (BB)	9.750
11.	Yvonne Tousek (BB)	9.6875
1.	Mohini Bhardwaj (FX)	9.963
2.	Jamie Dantzscher (FX)	9.950
5.	Onnie Willis (FX)	9.900

2000 at Boise, ID

Team Standings

1.	UCLA	197.300
2.	Utah	196.875
3.	Georgia	196.800
4.	Nebraska	196.725
5.	Alabama	196.500
6.	Michigan	195.725

Individual Events

2.	Mohini Bhardwaj (AA)	39.575
4.	Heidi Money maker (AA)	39.550
5.	Lena Degteva (AA)	39.500
10.	Kristin Parker (AA)	39.275
4.	Heidi Money maker (V)	9.8375
5.	Onnie Willis (V)	9.8065
5.	Mohini Bhardwaj (V)	9.8065
1.	Mohini Bhardwaj (UB)	9.950
3.	Lena Degteva (UB)	9.888
10.	Heidi Money maker (UB)	9.325
1.	Lena Degteva (BB)	9.913
2.	Mohini Bhardwaj (BB)	9.900
5.	Heidi Money maker (FX)	9.875

1999 at Salt Lake City, UT

Team Standings

1.	Georgia	196.850
2.	Michigan	196.550
3.	Alabama	195.950
4.	Arizona State	195.900
5.	UCLA	195.850
6.	Nebraska	194.800

Individual Events

3.	Heidi Money maker (AA)	39.550
6t.	Lena Degteva (AA)	39.375
10.	Kiralee Hayashi (AA)	39.300
1.	Heidi Money maker (V)	9.8625
6.	Luisa Portocarrero (V)	9.7750
9.	Lena Degteva (V)	9.7375
13.	Kiralee Hayashi (V)	9.4750
4t.	Lena Degteva (UB)	9.900
8t.	Mohini Bhardwaj (UB)	9.875
12.	Heidi Money maker (UB)	9.375
1t.	Kiralee Hayashi (BB)	9.900
13t.	Heidi Money maker (BB)	9.200
4t.	Kiralee Hayashi (FX)	9.850
12.	Heidi Money maker (FX)	9.450

1998 at Los Angeles, CA

Team Standings

1.	Georgia	197.725
2.	Florida	196.350
3.	Alabama	196.300
4.	Utah	196.025
5.	UCLA	195.750
6.	Arizona State	195.450

Individual Events

5.	Kiralee Hayashi (AA)	39.400
8t.	Heidi Money maker (AA)	39.350
7.	Mohini Bhardwaj (V)	9.5625
1.	Heidi Money maker (UB)	9.950
4t.	Mohini Bhardwaj (UB)	9.850
8t.	Kiralee Hayashi (UB)	9.775
1t.	Stella Umeh (FX)	9.950

UCLA at the NCAA Championships

1997 at Gainesville, FL

Team Standings

1. UCLA	197.150
2. Arizona State	196.850
3. Georgia	196.600
4. Michigan	196.500
5. Florida	196.425
6. Nebraska	195.250

Individual Events (Top 10)

4t. Leah Homma (AA)	39.425
5. Lena Degteva (V)	9.8125
10. Amy Smith (V)	9.2375
5. Leah Homma (BB)	9.825
8. Amy Smith (FX)	9.800

1996 at Tuscaloosa, AL

Team Standings

1. Alabama	198.025
2. UCLA	197.475
3. Georgia	196.775
Utah	196.775
5. Oregon State	196.525
6. Michigan	196.375

Individual Events (Top 10)

4t. Stella Umeh (UB)	9.900
2t. Stella Umeh (BB)	9.900
6. Luisa Portocarrero (BB)	9.825

1995 at Athens, GA

Team Standings

1. Utah	196.650
2. Alabama	196.425
Michigan	196.425
4. UCLA	196.150
5. Georgia	196.075
6. Oregon State	194.850

Individual Events (Top 10)

3t. Stella Umeh (AA)	39.400
6t. Stella Umeh (UB)	9.850
9t. Leah Homma (UB)	9.325
2t. Stella Umeh (BB)	9.900
1t. Stella Umeh (FX)	9.950
6. Kareema Marrow (FX)	9.900
9t. Amy Smith (FX)	9.850

1994 at Salt Lake City, UT

Team Standings

1. Utah	196.400
2. Alabama	196.350
3. Georgia	195.850
4. Michigan	195.150
5. UCLA	194.975
6. Florida	194.850

Individual Events (Top 10)

5. Kareema Marrow (AA)	39.175
9. Karen Nelson (V)	9.5375

1993 at Corvallis, OR

Team Standings

1. Georgia	198.000
2. Alabama	196.825
3. Utah	195.825
4. UCLA	194.925
5. Auburn	194.725
6. Arizona	194.075

Individual Events (Top 10)

10t. Kareema Marrow (AA)	39.10
7. Kareema Marrow (V)	9.7875
6t. Carol Ulrich (BB)	9.750
9. Paula Rasmussen (BB)	9.675

1992 at St. Paul, MN

Team Standings

1. Utah	195.650
2. Georgia	194.600
3. Alabama	193.350
4. Penn State	192.775
5. Arizona	191.950
6. Oregon State	191.375
7. Arizona State	191.025
8. California	190.725
9. UCLA	189.825
10. Stanford	189.100
11. Florida	188.725
12. BYU	187.775

1991 at Tuscaloosa, AL

Team Standings

1. Alabama	195.125
2. Utah	194.375
3. Georgia	193.375
4. Oregon State	192.350
5. Penn State	190.950
6. Florida	189.700
7. LSU	188.600
8. BYU	187.700
9. Arizona State	187.650
Auburn	187.650
11. Arizona	187.475
12. Utah State	185.950

1990 at Corvallis, OR

Team Standings

1. Utah	194.900
2. Alabama	194.575
3. Georgia	193.225
4. UCLA	193.100
5. Nebraska	192.225
6. LSU	192.100
7. Oregon State	189.950
8. Cal State Fullerton	189.700
9. Towson State	187.975
10. Florida	187.175
Arizona	187.175
12. Ohio State	183.650

Individual Events (Top 10)

5t. Carol Ulrich (AA)	38.950
5t. Jill Andrews (AA)	38.950
3. Jill Andrews (V)	9.825
2t. Carol Ulrich (BB)	9.825

Tanya Service



1989 at Athens, GA

Team Standings

1. Georgia	192.65
2. UCLA	192.60
3. Alabama	192.10
4. Nebraska	190.80
5. Utah	190.20
6. Cal State Fullerton	189.45
7. Arizona State	187.90
Oregon State	187.90
9. Oklahoma	187.05
10. Florida	187.00
11. Arizona	186.50
12. Ohio State	186.40

Individual Events (Top 10)

2t. Tanya Service (AA)	38.70
4t. Jill Andrews (AA)	38.65
7t. Kim Hamilton (AA)	38.50
1. Kim Hamilton (V)	9.750
2. Jill Andrews (V)	9.700
3t. Tanya Service (V)	9.675
7. Shawn McGinnis (V)	9.375
4t. Tanya Service (UB)	9.750
1t. Jill Andrews (BB)	9.800
1t. Kim Hamilton (FX)	9.900
4t. Tanya Service (FX)	9.800
6. Shawn McGinnis (FX)	9.550

1988 at Salt Lake City, UT

Team Standings

1. Alabama	190.05
2. Utah	189.50
3. UCLA	188.80
4. LSU	187.90
5. Georgia	186.80
6. Florida	186.65
7. Oregon State	186.50
8. Arizona State	185.10
9. Arizona	184.00
10. Nebraska	183.55
11. Penn State	179.70
12. Michigan State	178.80

UCLA at the NCAA Championships

Individual Events (Top 10)

2.	Jill Andrews (AA)	38.20
3.	Kim Hamilton (AA)	38.15
1.	Jill Andrews (V)	9.625
2t.	Amy Lucena (V)	9.575
6t.	Kim Hamilton (UB)	9.50
1.	Kim Hamilton (FX)	9.80
8t.	Renee Kelly (FX)	9.50

1987 at Salt Lake City, UT

Team Standings

1.	Georgia	187.90
2.	Utah	187.55
3.	UCLA	187.00
4.	Alabama	186.60
5.	Arizona State	184.00
6.	Florida	183.80
7.	LSU	181.50
8.	Ohio State	180.20
9.	Washington	179.85
10.	Nebraska	179.50
11.	Arizona	179.45
12.	Oregon State	174.50

Individual Events (Top 10)

8t.	Jill Andrews (AA)	37.40
3.	Tanya Service (V)	9.40
4.	Jill Andrews (V)	9.325
5.	Amy Lucena (V)	9.300
3.	Birgit Schier (UB)	9.60
1.	Kim Hamilton (FX)	9.80
5.	Tanya Service (FX)	9.55

1986 at Gainesville, FL

Team Standings

1.	Utah	186.95
2.	Arizona State	186.70
3.	Alabama	186.35
4.	Georgia	185.45
5.	Cal State Fullerton	185.00
6.	Penn State	182.70
7.	UCLA	181.70
8.	Florida	181.30
9.	LSU	180.55
10.	Ohio State	177.80

Individual Events (Top 10)

4.	Gigi Zosa (AA)	37.65
2.	Gigi Zosa (UB)	9.60
2.	Gigi Zosa (BB)	9.65

1985 at Salt Lake City, UT

Team Standings

1.	Utah	188.35
2.	Arizona State	186.60
3.	Florida	184.30
4.	Alabama	184.05
5.	Cal State Fullerton	183.50
6.	Oregon State	183.15
7.	Georgia	180.90
8.	Ohio State	179.75
9.	Penn State	179.00
10.	Oklahoma	177.40

1984 at Los Angeles, CA

Team Standings

1.	Utah	186.05
2.	UCLA	185.55
3.	Cal State Fullerton	183.90
4.	Arizona State	183.65

UCLA's Regional Champions

Team

2007	195.975
2005	197.025
2004	197.325
2003	197.700
2002	197.425
2001	197.775
2000	197.025
1999	197.025
1997	196.300
1996	195.450
1995	195.950
1994	194.300
1993	194.100
1990	192.150
1989	193.250
1987	190.750
1982	144.750

All-Around

2007	Tasha Schwickert
2006	Kate Richardson
2005	Tasha Schwickert
2004	Jeanette Antolin
2003	Jamie Dantzscher
2002	Jamie Dantzscher
2001	Mohini Bhardwaj
2000	Mohini Bhardwaj
1999	Heidi Money maker
1995	Kareema Marrow
1993	Kareema Marrow
1990	Jill Andrews
1989	Kim Hamilton
1988	Kim Hamilton
1987	Kim Hamilton
1982	Sharon Shapiro

Vault

2006	Tasha Schwickert
2005	Kristen Maloney
	Tasha Schwickert
2004	Jeanette Antolin
	Kristen Maloney
2002	Jeanette Antolin
	Jamie Dantzscher
2001	Kristin Parker
	Yvonne Tousek
	Onnie Willis
2000	Lena Degteva
1997	Amy Smith
1996	Dee Fischer
1994	Karen Nelson
1993	Kareema Marrow
1990	Jill Andrews
1989	Jill Andrews
1988	Jill Andrews
1987	Tanya Service

Uneven Bars

2007	Anna Li
2006	Kate Richardson
2005	Tasha Schwickert
2004	Jeanette Antolin
2003	Jamie Dantzscher
2002	Jamie Dantzscher
2001	Mohini Bhardwaj
2000	Mohini Bhardwaj
	Lena Degteva
1997	Heidi Money maker
1994	Leah Homma
1988	Kim Hamilton
1987	Birgit Schier
1986	Tanya Service
1984	Tracy Curtis

Balance Beam

2007	Anna Li
	Tasha Schwickert
2006	Kate Richardson
2005	Kristen Maloney
2004	Jeanette Antolin
	Kristen Maloney
2003	Jamie Dantzscher
	Kate Richardson
2002	Alyssa Beckerman
2001	Mohini Bhardwaj
2000	Mohini Bhardwaj
1997	Lena Degteva
1996	Luisa Portocarrero
1995	Stella Umeh
1990	Jill Andrews
1989	Tanya Service
1988	Jill Andrews
1983	Tracy Curtis

Floor Exercise

2007	Tasha Schwickert
2006	Kate Richardson
2005	Kristen Maloney
	Tasha Schwickert
2003	Jamie Dantzscher
2002	Jamie Dantzscher
2001	Mohini Bhardwaj
2000	Heidi Money maker
1996	Amy Smith
1995	Kareema Marrow
	Stella Umeh
1992	Amy Thorne
1990	Jill Andrews
	Renee Kelly
	Carol Ulrich
1989	Tanya Service
	Kim Hamilton
1988	Kim Hamilton
1987	Kim Hamilton
1986	Amy Lucena

5.	Florida	182.20
6.	Alabama	180.80
7.	Penn State	179.45
8.	Washington	178.55
9.	Georgia	177.60
10.	Arizona	176.90

Individual Events (Top 10)

7.	Donna Kemp (AA)	37.35
2.	Rhonda Schwandt (V)	9.325
7t.	Karen McMullin (UB)	9.50
9.	Donna Kemp (UB)	9.45
4t.	Donna Kemp (BB)	9.40
7t.	Karen McMullin (BB)	9.20
9.	Trina Tinti (FX)	8.95

1983 at Salt Lake City, UT

Team Standings

1.	Utah	184.65
2.	Arizona State	183.30
3.	Cal State Fullerton	179.25
4.	Alabama	179.05
5.	Florida	177.85
6.	UCLA	177.80
	LSU	177.80
8.	Ohio State	176.65
9.	Oregon State	173.55
10.	Nebraska	165.55

Individual Events (Top 10)

8.	Donna Kemp (AA)	36.60
----	-----------------	-------

1982 at Salt Lake City, UT

Team Standings

1.	Utah	148.60
2.	Cal State Fullerton	144.10
3.	Penn State	143.10
4.	Oregon State	143.00
5.	Arizona State	142.95
6.	UCLA	142.40
7.	Florida	140.90
8.	Nebraska	138.10
9.	Oklahoma State	137.20
10.	Michigan	136.90

Individual Events (Top 10)

6.	Sharon Shapiro (AA)	36.65
2.	Sharon Shapiro (V)	18.32
6.	Anne Kitabayashi (UB)	16.75
4.	Sharon Shapiro (BB)	18.00